

VOL-3X12FPL-040-NW

FLOATING PANEL LIGHT 40W

CERTIFICATIONS

RoHS
Compliant

CE

UL

ETL
C LISTED US
Intertek

DLC
QPL
LISTED
PREMIUM



völlner®
...lighting the future



FLOATING PANEL LIGHT 40W

The suspended Up/Down LED Luminaire is a commercial pendant lighting fixture utilizing an advanced LED optical system to achieve superior performance.

The unique design is nearly transparent when off while providing excellent uniformity and efficiency when on, reaching 55% downlighting and 45% uplighting distribution, making the illusion of the light floating in mid-air. It comes with a UL certified driver which support 0-10V dimming and step dimming suitable for indoor lighting.



Structure

völlner®
...lighting the future

Canopy

Unique canopy works for all types of junction boxes.

Internal Driver

Replaceable for easy maintenance

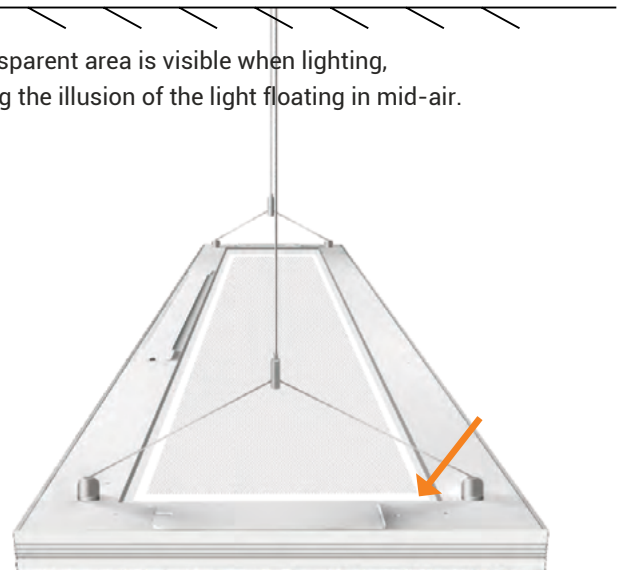
Advanced optics

The ultra-thin PMMA light guide harnesses the raw flux of LEDs.

Extruded Aluminum Housing



A transparent area is visible when lighting, making the illusion of the light floating in mid-air.



Transparent optics



LIGHT ON

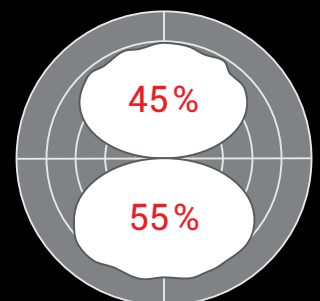


LIGHT OFF

Superior performance

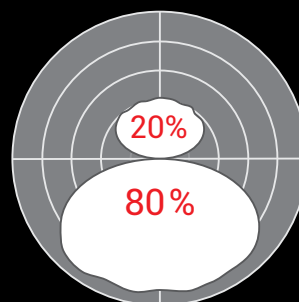


Standard

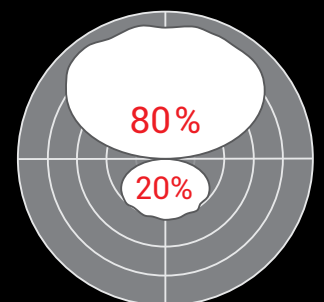


AVERAGE BEAM ANGLE(50%): 360°

Options



AVERAGE BEAM ANGLE(50%): 360°



AVERAGE BEAM ANGLE(50%): 360°

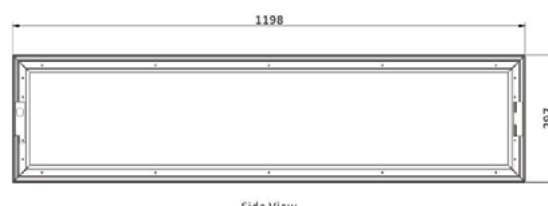


SPECIFICATIONS

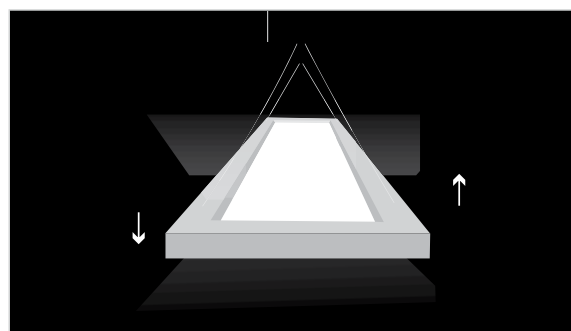
POWER	40W
VOLTAGE	100-277V AC
INPUT CURRENT	0.43A
THD:	< 20%
POWER FACTOR	> 0.9
DRIVER	INTERNAL & REPLACABLE
DRIVER OUTPUT	DC30-42V, 0.88A
LUMINOUS FLUX	4400 lm
EFFICACY	110 lm/W
BEAM ANGLE	149.4°
CCT	4000K
DIMMING	0-10V DIMMING & STEP DIMMING (100%, 50%, 10%)
LIFE-SPAN	Designed to L70 minimum 50,000 hours
MOUNTING	SUSPENDED (SUPPORT TO CONNECT 4PCS PANELS TOGETHER IN 120V AC)
CRI	Ra >80
DIMENSIONS	47"*11"*1" (L*W*H)



► Dimensions



► 55% Downlight and 45% uplight distribution



► Replaceable driver



The unique design incorporates a clear transition zone between the frame and the lightemitting portion of the fixture, making the illusion of the light floating in mid-air.



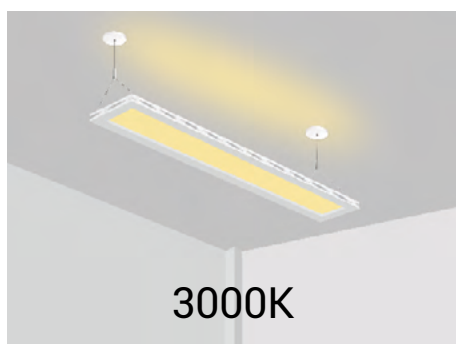
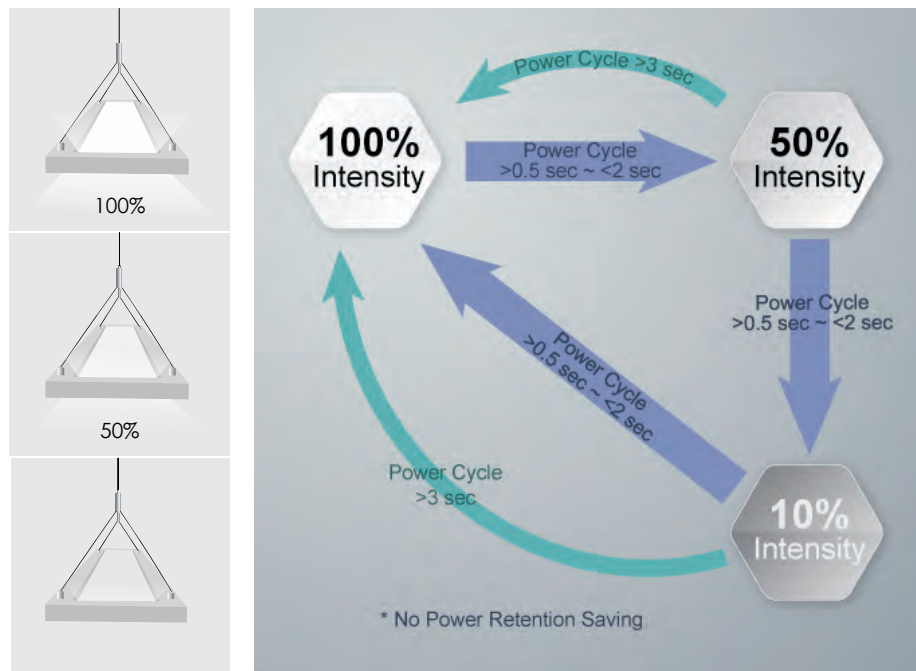
Two Dimming options

Both 0-10V dimming and step dimming are available for different needs.

► 0-10V DIMMING



► STEP DIMMING





INSTALLATION

Internal Driver

Replaceable & Easy To Maintain

G2


All drivers are built-in, and can be replaced easily, which is more convenient to fix and maintain.



Upgrade

G1

You have to disassemble the whole light to replace the broken drivers.



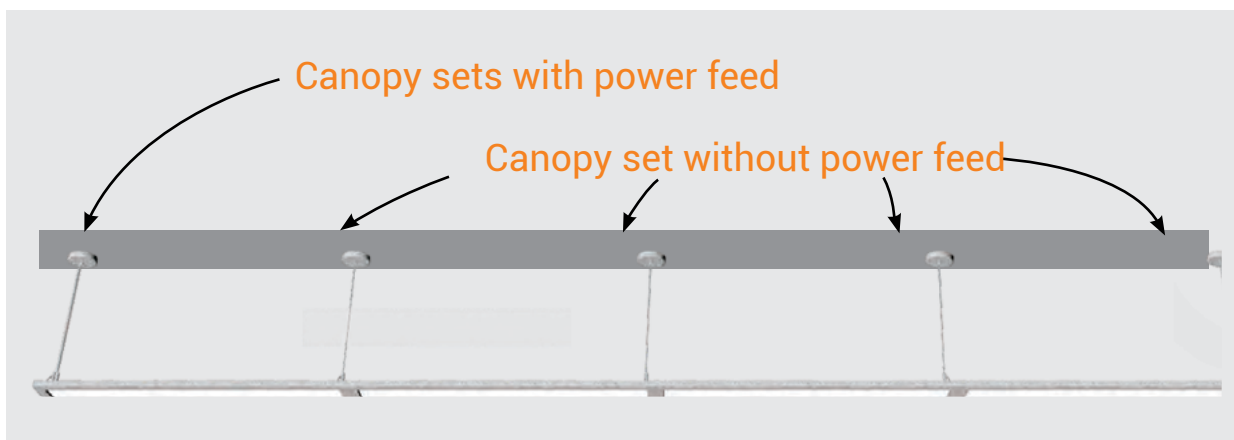
Only One Power Feed Powers To Multiple Fixtures

Each power feed can power for multiple lamps to minimize installation time and save labor cost.

SECTION: INSTALLATION (continued)

Only One Power Feed Powers To Multiple Fixtures

Each power feed can power for multiple lamps to minimize installation time and save labor cost.



Seamless continuous runs

